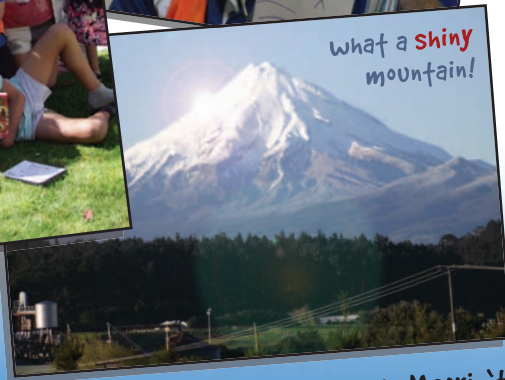




MR MAC HITS THE 'NAKI AND WANGANUI!



Mr Mac and Kerri-Ann hit the road and headed south recently (along with 'Little Cutie' the digger) for a visit to various schools in the Taranaki and Wanganui regions.

As a Duffy Role Model, Mr Mac is able to help present fantastic books to thousands of fabulous kiwi children every year!

**We were
HERE...**

New Zealand



Mount Taranaki - in Maori, 'tara' means mountain, and 'ngaki' means shiny...

NEW PLYMOUTH



3

**School
Testimonial**

"(Mr Mac's) sense of humour and ability to break the ice with students through an impromptu dance with principal to the Duffy song captured students attention. His message reinforced the daily encouragement given to students by staff and parents...

**Never give up - be the best that you
can be - give things a go..."**

Thank you from
James Cook School,
Marton.

WANGANUI


Mount Taranaki (or Mount Egmont to us oldies) is 2,518m high. Its last major eruption happened around 1655 (that's more than 350 years ago!)

**PROUD TO BE A
DUFFY ROLE MODEL!**

The Duffy Vision:

'To inspire a love of books in Duffy children so they become adults who inspire a love of reading.'

(Click here to view the Duffy Books in Homes website)



MORE FROM THE TARANAKI/WANGANUI TRIP...



IS IT WANGANUI, OR WHANGANUI?

After lots of debate, and a few public referendums in recent years, the Government decided in 2009 that **either** spelling was acceptable to use! **WHEW!**

Whanga nui literally means “big bay” or “big harbour” in Maori.



Whooa!

Take a look at these fantastic artworks that we received from children at Paparoa Primary School in Northland.

Send them in!

We love receiving your pictures, stories, poems and other creations!



LIVE DAY

POSTPONED



Despite the recent Live Day at Kiwi North being postponed due to bad weather, some hearty souls turned up and didn't let the rain dampen their enthusiasm of "boys having fun" and enjoying operating Little Cutie, our **Goughs** **CAT** mini excavator.

Many thanks to Paul Webb, one of our Youth Into Industry students, who was a great help on the day.



Click on the Kiwi North logo to visit their website



A VISIT TO NORTHLAND HEALTH CAMP

Our Doug the Digger team had the pleasure of visiting the Northland Health Camp last month.

The kids had lots of fun helping Mr Mac read stories in front of an audience, learning to draw cartoons, and getting the chance to operate Little Cutie the digger.



Doug the Digger illustrator Bevan Fidler working on a sketch demonstration of Mr Mac.



The children created some FABULOUS drawings of Mr Mac...

RAROTONGA UPDATE...



We've just received an email note and some beautifully made Thank You cards from **Apiti Te Ūki Ou School** in Rarotonga!

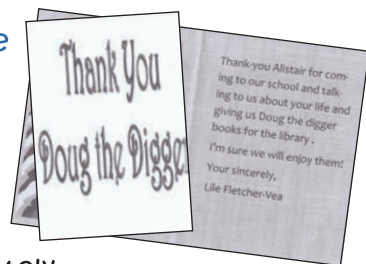
Dear Alistair (Mr Mac)

Just wanted to say many thanks again for coming in and talking with my class. They definitely picked up some great tips and enjoyed your visit. I know the rest of the school did too as my daughter (age 6) keeps telling me she has to practice her reading otherwise she will have to go to school when she is an adult!

Hope you enjoyed the rest of your stay on our beautiful island!

Jo Weir

Apiti Te Ūki Ou, Rarotonga.



Thanks, everyone!

OUR COMPETITION WINNERS!!



Thanks to everyone who entered our competition in last month's newsletter... our winners are **Monique and Jock Hopkinson**.

Their prize is a Doug the Digger book signed by Mr Mac!

If it's **3,000km** between Auckland and Rarotonga, and your plane is travelling at **600** kilometres per hour (kmph)... how many hours will it take to get there?
 $3,000 \div 600 = 5$... so the answer is **5 hours**.

Visit our website to order Tees, books, puzzles and more **NOW** for Christmas! www.dougthedigger.co.nz



Goughs



Proud sponsors of "Little Cutie" the mini excavator



Dylan

Lana



Victoria Park Tunnel

Family Open Day

It was great to be involved in Victoria Park Tunnel's Family Open Day recently in Auckland.

DID YOU KNOW...

260,000 tonnes of dirt was excavated from the tunnel trench... enough to fill 586 Boeing 747's!



YOU WILL NEED:
Pencil, paper, eraser
and felt pen.




SPECIAL TIP...

Don't press too hard with the pencil
when you do this drawing.


STEP 1

LIGHTLY DRAW IN
EYES, NOSE,
EARS AND
BASIC HEAD
SHAPE



STEP 2

NOW DRAW IN
THE EYEBROWS,
INNER EAR
SHAPE, EYE
PUPILS AND
MOUTH



STEP 3

NEXT, IT'S
TIME TO
DO THE
HELMET
AND
EARMUFFS



STEP 4

FINALLY,
DRAW IN
THE NECK,
SHIRT AND
WHISKERS...
AND
YOU'RE
DONE!



STEP 5 NOW, USING THE FELT PEN, DRAW OVER THE PENCIL LINES AND, ONCE THE INK IS DRY, USE THE ERASER TO RUB OUT ANY PENCIL MARKS YOU SEE.

We'd love to see your drawings... email a photo of your drawing to doug@dougthedigger.co.nz, or post them to Doug the Digger, Po Box 1356, Whangarei 0140, NZ.

www.dougthedigger.co.nz